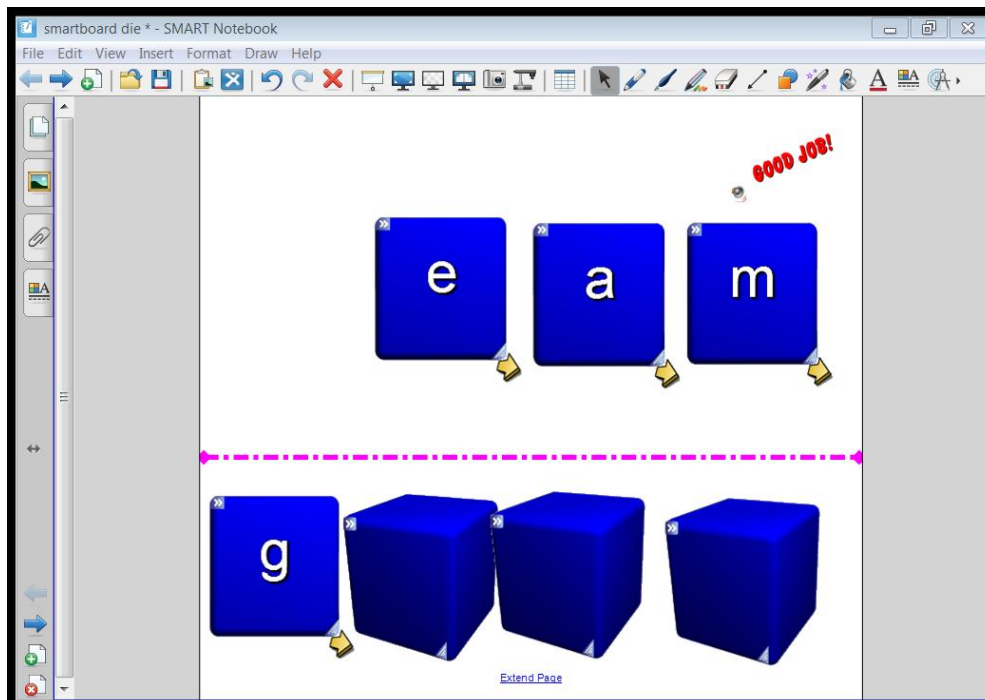
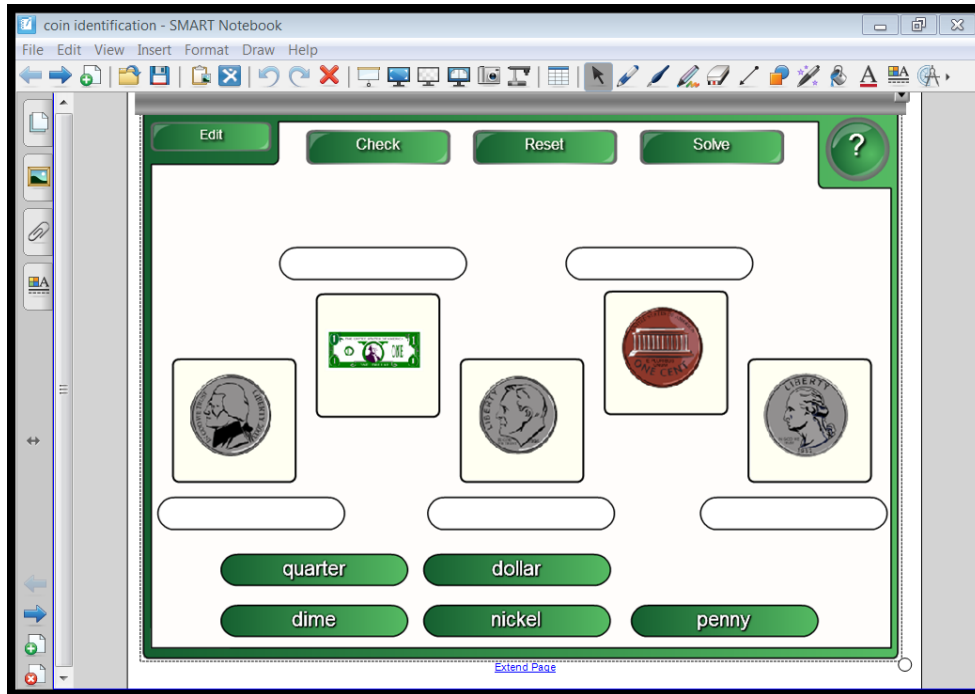


Below are a few examples of the many SMARTBoard activities that were created to practice different concepts and skills learned and studied in the different subjects, such as math, reading, and social studies.



nouns-verbs vortex - SMART Notebook

File Edit View Insert Format Draw Help

Edit Reset ?

nouns verbs

Extend Page

Detailed description: This is a SMART Notebook interface for a 'nouns-verbs vortex' activity. The window title is 'nouns-verbs vortex - SMART Notebook'. The menu bar includes 'File', 'Edit', 'View', 'Insert', 'Format', 'Draw', and 'Help'. The toolbar contains various drawing and editing tools. The main workspace has two buttons at the top: 'Edit' and 'Reset', and a help icon on the right. In the center, there are two large circular targets. The left target is purple with a white spiral and the word 'nouns' in yellow. The right target is green with a white spiral and the word 'verbs' in yellow. Below the targets is a 2x8 grid of 16 small icons. The first row contains: a green car, a person jumping, a person swimming, a pencil, a birthday cake, a yellow dress, a girl with a flower, and a girl with a flower. The second row contains: a computer monitor, a person jumping, a person swimming, a brown boot, a blue comb, a green apple, a girl with a flower, and a group of people. At the bottom center, there is a blue link labeled 'Extend Page'.

holiday traditions - SMART Notebook

File Edit View Insert Format Draw Help

Edit Check Reset Solve ?

Hanukkah	Christmas	Kwanzaa

Extend Page

Detailed description: This is a SMART Notebook interface for a 'holiday traditions' activity. The window title is 'holiday traditions - SMART Notebook'. The menu bar includes 'File', 'Edit', 'View', 'Insert', 'Format', 'Draw', and 'Help'. The toolbar contains various drawing and editing tools. The main workspace has four buttons at the top: 'Edit', 'Check', 'Reset', and 'Solve', and a help icon on the right. Below the buttons is a table with three columns labeled 'Hanukkah', 'Christmas', and 'Kwanzaa'. The table has two rows. The first row is empty. The second row is also empty. Below the table is a 1x8 grid of 8 small icons representing holiday traditions: a menorah, a Christmas tree, a box of crayons, a red Christmas stocking, two children with a gift, a red and white striped candy cane, a boy with a dog, and a girl with a girl. At the bottom center, there is a blue link labeled 'Extend Page'.

rights and responsibilities. - SMART Notebook

File Edit View Insert Format Draw Help

to vote

to be fair

to play sports

homework

choosing your clothes

taking care of your pet

choosing a book to read

choosing what foods to eat

right responsibility

[Extend Page](#)

Heart Chart 2-12 - SMART Notebook

File Edit View Insert Format Draw Help

### Valentine's Day Heart Chart

Number of Pieces





Yellow Green White Pink Purple Orange

FAX ME SO FINE MISS YOU MY GIRL LOVE YOU

[Extend Page](#)

money exchange game-dimes, nickels, pennies \* - SMART Notebook

File Edit View Insert Format Draw Help

Dimes	Nickels	Pennies
	 	


**GOOD JOB!**


[Extend Page](#)


3-dimensional shapes activity - SMART Notebook


File Edit View Insert Format Draw Help


Edit Check Reset Solve ?











cube

pyramid

cylinder

sphere

cone

[Extend Page](#)